



write like a

S.T.A.R.

Writing Goal Board



# STAR

## Writing Goal Board

### Spark an Idea

I can pick a topic that interests me.

I can brainstorm ideas.

My ideas make sense.

I can organize my ideas.

I can make a plan before I write.

My ideas are logical.

### Time to Write

I can write a clear beginning, middle, and end.

My story follows a plot.

I can use nonfiction text features.

I can draft my writing by following a plan.

I can research with jot notes.

I can use a variety of research resources.

### Author Style and Skill

I can use appropriate vocabulary.

I can add more action, narration and/or dialogue.

I can write with a variety of sentences.

I can write with a strong voice.

I can add more details and descriptions.

I can stay focused when writing.

### Revise and Edit

I can edit my writing using the 'ARMS' strategy.

A - Add more information

R - Remove what doesn't make sense.

M - Move your ideas around

S - Substitute boring words for interesting words.


I can revise my writing using the 'CUPS' strategy.

C - Add capital letters

U - Use words properly

P - Add proper punctuation

S - Fix spelling errors



---

**I can pick a topic  
that interests me.**

---

**I can brainstorm  
ideas.**

**My ideas make  
sense.**

---


**I can organize my  
ideas.**

---

**I can make a plan  
before I write.**

---

**My ideas are  
logical.**



---

**I can write a clear  
beginning, middle,  
and end.**

---

**My story follows a  
plot.**

**I can use nonfiction text features.**

---


**I can draft my writing by following a plan.**

---

**I can research with jot notes.**

---

**I can use a variety of research resources.**



**AUTHOR  
STYLE &  
SKILL**

**I can use  
appropriate  
vocabulary.**

**I can add more  
action, narration  
and/or dialogue.**

**I can write with a variety of sentences.**

---

**I can write with a strong voice.**

---

**I can add more details and descriptions.**

---

**I can stay focused when writing.**





**I can REVISE my  
writing using the  
'A.R.M.S.' strategy.**

**I can EDIT my  
writing using the  
'C.U.P.S.' strategy.**

# A

## Add more information

Do more research, add more descriptions and details to help your reader better understand.

© Madly Learning Inc. 2019

# R

## Remove what doesn't make sense

Look for confusing words or phrases that don't fit the story or explain vocabulary words.

© Madly Learning Inc. 2019

# M

## Move ideas around

Reorganize the parts of the text in a different order. Re-order so it makes more sense.

© Madly Learning Inc. 2019

# S

## Substitute by using better words

Look for repetitive or overused words and replace these with a better option.

© Madly Learning Inc. 2019

# C

## Add Capital Letters

- Calendar words
- The letter "I"
- Proper Nouns
- Titles
- Start of a sentence.

© Madly Learning Inc. 2019

# U

## Look for words used incorrectly

Look for words that don't fit in the sentence, homophones, and subject-verb agreement.

© Madly Learning Inc. 2019

# P

## Add in necessary punctuation

Add the proper punctuation such as:

. ! ? , " "


© Madly Learning Inc. 2019

# S


## Check your spelling

Look for words that don't look right. Look up the words you don't know in a dictionary.


© Madly Learning Inc. 2019




**SPARK  
AN  
IDEA**



**TIME  
TO  
WRITE**



**AUTHOR  
STYLE &  
SKILL**



**REVISE  
AND  
EDIT**